



VET - EAR RoadMap

Strategic insights about international apprenticeships

Access To Work Based
Learning Abroad – European Apprenticeship RoadMap



Co-funded by
the European Union

Project period: 01-12-2021 to 30-11-2023




Project Title: Access to Work-Based Learning Abroad – European Apprenticeship RoadMap

Project period:
01-12-2021 to 30-11-2023

Project website:
<https://vet-ear.eu/>

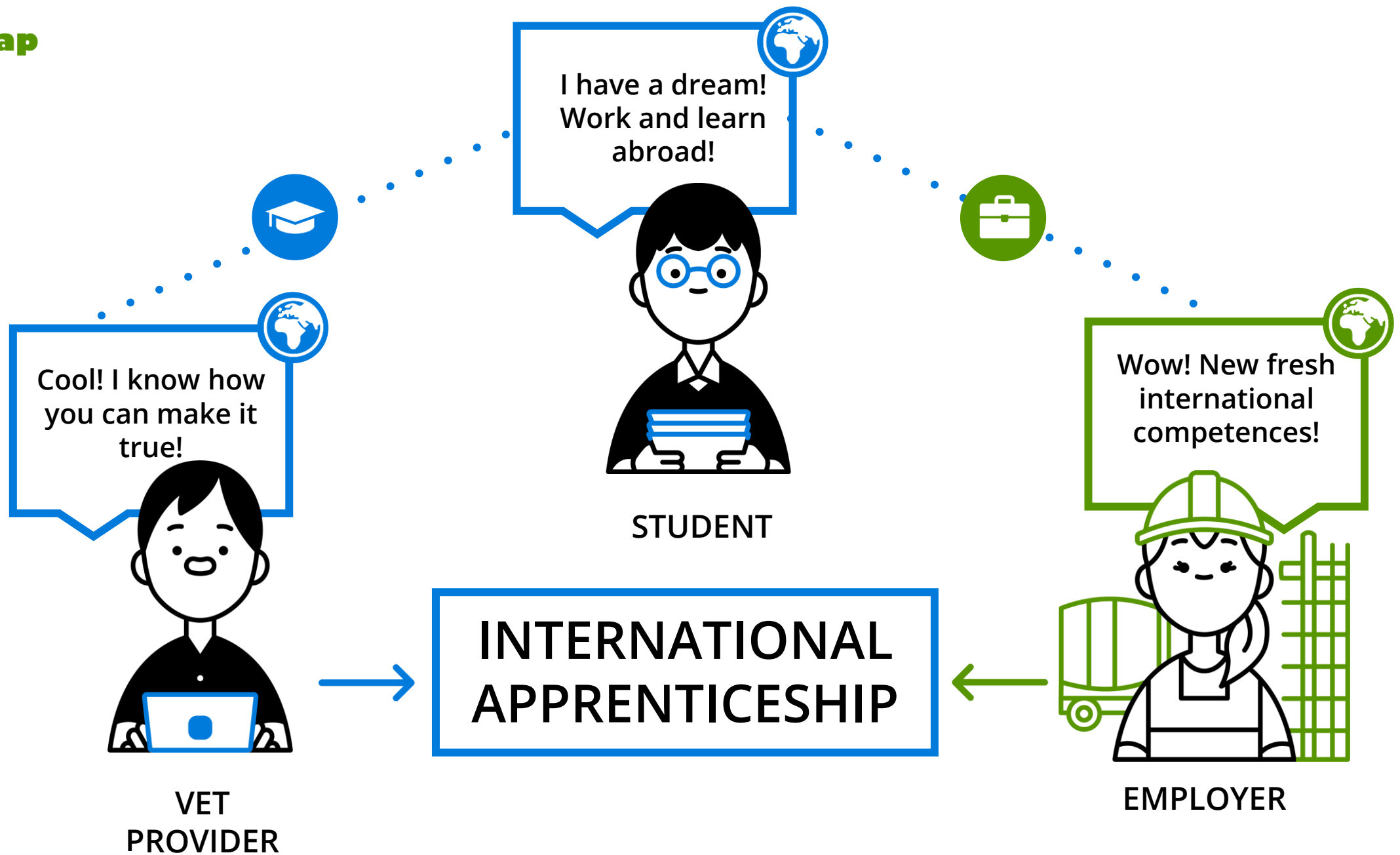
Project partners from Finland, Sweden,
Norway, France, North Macedonia,
Italy, and Spain




VET-EAR RoadMap objectives

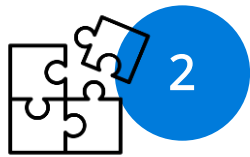

- To strengthen the access to work-based learning abroad (WBL) in the form of international paid apprenticeships, both on secondary and tertiary level education
- To increase the flexibility of opportunities in - and attractiveness of - Vocational Education and Training (VET).

To know more, download our **Guide**
<https://vet-ear.eu/vet-ear-guide/>







1
ASPIRATION TO
WORK ABROAD



2
MATCHING





3
AGREEMENT
GO: JUMP TO STEP 4
NO GO: GO BACK TO STEP 2



4
PREPARATION



5
INTERNATIONAL
APPRENTICESHIP



6
VALIDATION

INSPIRATION

I have a dream!
Work and learn
abroad!



STUDENT

PREPARATION


KEYWORDS:

- ✓ Legal framework
- ✓ Training path
- ✓ Employment contract
- ✓ Practicalities

checklist

INTERNATIONAL APPRENTICESHIP

WORK AND LEARN
WITH AN EMPLOYER
IN A EUROPEAN COUNTRY




APPRENTICE



EMPLOYER

STUDENT / APPRENTICE CHECKLIST

I have a dream!
Work and learn
abroad!

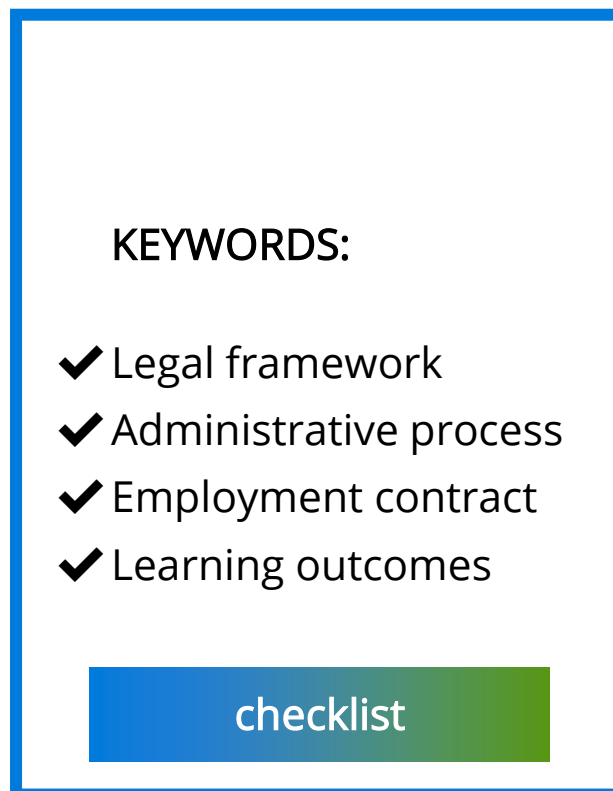


1. Find a:
 - National VET provider - International potential employer
2. Find out what **documents** you need in order to be eligible for work in that country
3. **Be informed by:**
 - your employer on working conditions
 - your VET provider on learning outcomes
4. Signing legally binding documents is a delicate matter, be careful to read and understand them. Do not hesitate to talk about the **apprenticeship agreement** with your VET provider and the **employment contract** with your employer
5. **Check the country legislation on:**
 - health insurance / vaccinations / taxes / social security number / bank account / driving license
6. Find out if any **travel grant** is available for you
7. Test and prepare your **language skills**
8. **Find out:**
 - Where the workplace is located
 - how you will commute to the workplace
 - an accommodation that best meets your needs
 - whether you need any tools for safety at work
9. **Make sure you have all the needed documents**
10. **Get ready for a different culture**

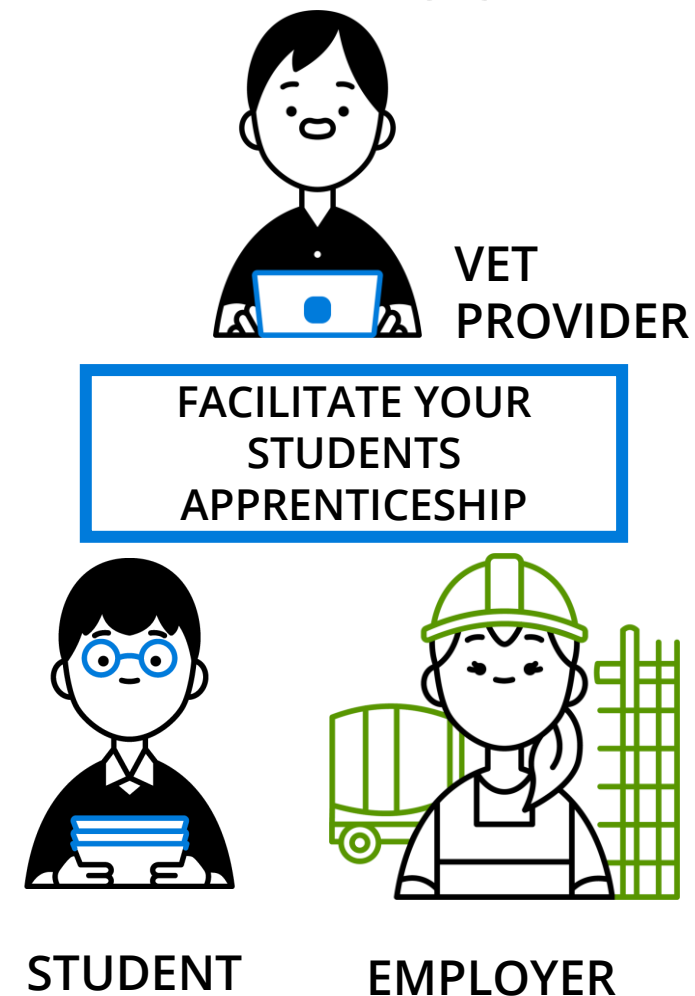
INSPIRATION



PREPARATION



INTERNATIONAL APPRENTICESHIP



VET PROVIDER CHECKLIST



Cool!
When and where?



1. **Support**
 - The matching between a student and an employer
 - With the country's national acts/policies
 - To obtain parental consent for underage students
2. Secure an access to needed **apprenticeship documents in English**
3. **Inform the student about**
 - The required documents
 - The working conditions
 - His/her responsibilities
4. **Inform the workplace mentor about:**
 - His/her role and responsibilities
 - The aim of the apprenticeship period
 - The documents needed
5. Inform about **travel grant** possibilities
6. Prepare the student for the **different culture**
7. Make sure the workplace mentor and the apprentice have all the **required documents**
8. **Provide the required documents and certificates at the end** of the apprenticeship period
9. **Be supportive** towards the employer and the apprentice during the whole apprenticeship period



INSPIRATION




PREPARATION

KEYWORDS:

- ✓ Employment contract
- ✓ Regulations
- ✓ Responsibilities
- ✓ Benefits
- ✓ Practicalities

checklist


INTERNATIONAL APPRENTICESHIP



GAIN ACCESS
TO INTERNATIONAL TALENTS

EMPLOYER'S HECKLIST

Wow! New fresh
international
competences!



1. **Contact the VET Provider** if you have any questions about the international apprenticeship system and procedures
2. The student will be a **regular employee**, so take care of
 - **Employment contract**
 - **Work conditions and tasks**
 - **Insurance needed**
 - **Safety at the workplace**
3. Be aware of
 - **Learning outcomes** of the apprenticeship period
 - **Apprenticeship agreement**
4. The apprentice needs to have an experienced **mentor at the workplace**. The VET provider will inform you about
 - His/her role and responsibilities
 - The documents needed
5. Consider the following when mentoring:
 - **cultural aspects**
 - **language barriers**
6. If the apprentice is from a non-EU country, consider:
 - **Work permits**
 - **Visa regulations**

Thanks!

For any inquiries please email project coordinator YA - Vocational College of Ostrobothnia:

Susanna Vestling susanna.vestling@yrkesakademin.fi

Linda Wester linda.wester@yrkesakademin.fi